ASYS GROUP

VEGO Dynamic AES 05 & AMS 05



Multiple Magazine Line- Loader AES 05

› high capacity of up to 5 magazines
› automatic magazine exchange
› loading and unloading track for magazines on one level
› automatic magazine clamping
› cycle time: <8 sec.
› magazine exchange: <24 sec.
› Reload new magazine during operation



Multiple Magazine Line- Loader AES 05

Technical specification:

Length	2585 mm
Width	1310 mm
Height	1770 mm
PCB width	50 - 460 mm
PCB length	50 - 460 mm
Transport height	850 mm +/- 50 mm (950 mm +/- 50 mm optional erhältlich)
Magazine size (max. L x W x H)	535 x 530 x 568 mm
Magazine pitch	5 - 20 mm
Magazine slots	1 - 50 Slots
Magazine buffer input conveyor	4
Magazine buffer output conveyor	3



Detail: Magazine Supply



buttons for the loading and unloading belt at the rear of the machine for easy access





left track: unloading empty magazines

right track: loading of full magazines

Detail: Magazine Table



magazine table:

› loading full magazines on magazine table until it reaches sensor
› magazine is clamped pneumatically
› table cycles up to first loading position
› machine is loading the line by pushing PCBs out of the magazine

Detail: Magazine Clamping / Extractor



pneumatic magazine clamping, top



pneumatic magazine clamping, bottom



transport belts of the magazine table to load and unload magazines

horizontal extractor position is electrically adjustable

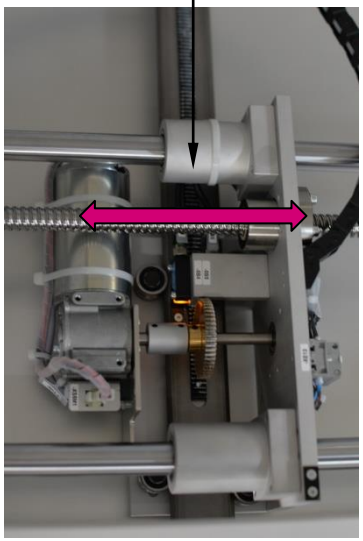

Detail: Extracting PCBs



Step 1

Magazine cycles to unload position, pusher pushes PCB out of magazine.



Step 2

PCB is pushed onto unload conveyor



Step 3

PCB on unloading conveyor, ready to be released to downline machine

Detail: Universal magazin clamping piece

Universal Magazine clamping piece:

- automatic, pneumatic clamping of the magazine against the fix-rail side of the magazine station.

- magazine width about:
  320mm - 410mm and
  380mm - 470mm adjustable



narrow magazines:
rail is flipped down



wide magazines:
rail is flipped up



Multiple Magazine Line- Unloader AMS 05

› high capacity of up to 5 magazines
› automatic magazine exchange
› loading and unloading track for magazines on one level
› automatic magazine clamping
› cycle time: < 8 sec.
› magazine exchange: ~ 25 sec.
› Reload new magazine during operation



Multiple Magazine Line- Unloader AMS 05

Technical specifications

Length	2585 mm
Width	1310 mm
Height	1770 mm
PCB width	50 - 460 mm
PCB length	50 - 460 mm
Transport height	850 mm +/- 50 mm (950 mm +/- 50 mm optionally available)
Magazine size (max. L x W x H)	535 x 530 x 568 mm
Magazine pitch	5 - 20 mm
Magazine slots	1 - 50
Magazine buffer feed conveyor	2 – 4 (+1 in working position)
Magazine buffer outfeed conveyor	2 – 4 (+1 in working position)



Detail: Magazine Supply



buttons for the loading and unloading belt at the rear of the machine for easy access





left track: loading empty magazines

right track: unloading of full magazines

Detail: Magazine Table



magazine table:
› loading empty magazine on magazine table until it reaches sensor
› magazine is pneumatically clamped
› table cycles up to first unloading position
› machine is unloading the line by pushing PCBs into the magazine
› loading of the magazine begins

Detail: Magazine Clamping



pneumatic magazine clamping, top



pneumatic magazine clamping, bottom



transport belts of the magazine table to load and unload magazines

eletrical hinged pusher



Detail: Work Steps PCB- Loading



Step 1

PCB is taken over from N-1 onto the conveyor belt. Pusher folds up and pushes the PCB into the magazine.



Step 2

When the PCB is completely in the magazine, the pusher returns and the lift axis moves to the next slot position.

Detail: Universal magazin clamping piece

Universal Magazine clamping piece:

- automatic, pneumatic clamping of the magazine against the fix-rail side of the magazine station.

- magazine width about:
  320mm - 410mm and
  380mm - 470mm adjustable



narrow magazines:
rail is flipped down



wide magazines:
rail is flipped up

