Line loader with capacity for three magazines

VEGO Dynamic

VEGO AES 03 Speed



Description
The line loading station AES 03 Speed is used to automatically feed PCB´s into a SMT-production line or into individual process machines e.g. stencil printers, pick and place systems, reflow ovens or test systems.

The PCBs are taken out of the magazine with an extractor mechanism and pulled onto the handover conveyor. The handover conveyor moves sideways on an integrated shuttle lift unit to the handover position and the PCB is subsequently handed over.

The system is characterized by its short cycle time. The open magazine table is fixed in position and provides easy access to the magazines. Automatic switching to the next full magazine.

Features
_ Platform for 2 or 3 magazines
_ Transfer conveyor with integrated shuttle lift mechanism
_ Vertical magazine alignment with horizontal clamp
_ Fix magazine exchange position
_ Access to the magazine via the side of the machine
_ Touch Display with graphical user interface
_ Product parameters can be changed during running operation
_ Product memory function

Options
_ Electric - automatic width adjustment
_ Magazine plattform for roboter handling
_ Shutter at the outlet
_ Additonal shutter to light grid (not Type 2.1)
_ Turnable extractor
_ Extractor below transport level
_ Magazine opener
_ Transport direction right to left
_ Dual-lane operation
_ Multiple PCBs per slot
_ PCB weight up to 6kg
_ Equipment for thin PCBs (<0.5 mm)

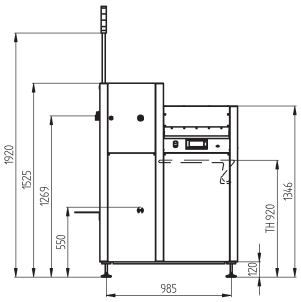

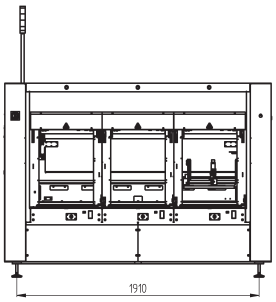

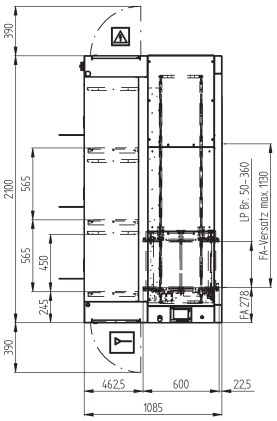

VEGO AES 03 Speed

	Type 2	Type 2.1	Type 3
Machine Configuration			
Transport height	920 mm ± 50 mm [a]	950 mm ± 50 mm [a]	920 mm ± 50 mm [a]
Max. transport width	360 mm	460 mm	460 mm
Interface	SMEMA, Siemens	SMEMA, Siemens	SMEMA, Siemens
Transfer direction	Left to right	Left to right	Left to right
Operating side	Front of the machine	Front of the machine	Front of the machine
Fixed rail	Front of the machine	Front of the machine	Front of the machine
Magazine Size			
Magazine length	355 - 400 mm	535 mm	355 - 540 mm
Magazine width	320 - 430 mm	530 mm	320 - 530 mm
Magazine heigth	570 mm	570 mm	570 mm
Slot spacing	5 - 20 mm	5 - 20 mm	5 - 20 mm
Buffer spacing	1 - 50 Slots	1 - 50 Slots	1 - 50 Slots
Number of magazines	3	2	3 [b]
Panel Dimensions			
Panel length	100 to 400 mm [c]	100 to 540 mm [c]	100 to 540 mm [c]
Panel width	50 to 360 mm	50 to 460 mm	50 to 460 mm
Panel thickness	0.5 to 4.5 mm	0.5 to 4.5 mm	0.5 to 4.5 mm
Component clearance	+12,5 mm[d] /-40mm	+12,5 mm[d] /-30mm	+12,5 mm[d] /-40mm
Panel weight	to 3 kg	to 3 kg	to 3 kg
Installation Requirements			
Power supply	230 V / 115 V, 50 / 60 Hz, ± 10%	230 V / 115 V, 50 / 60 Hz, ± 10%	230 V / 115 V, 50 / 60 Hz, ± 10%
Power supply system	L1 + N + PE	L1 + N + PE	L1 + N + PE
Power consumption	0.5 kW	0.5 kW	0.5 kW
Air supply	6 bar/ 5 Nl/min	6 bar/ 5 Nl/min	6 bar/ 5 Nl/min
Machine Description			
Length x Width x Height	1085 x 2100 x 1525 mm	1320 x 2000 x 1350 mm	1370 x 2400 x 1525 mm
Netto weight	400 kg	400 Kg	500 kg
Noise Level	< 75 dB	< 75 dB	< 75 dB
Cycle time	10 sec. (min.8 - max.12 sec.)	11 sec. (min.9 - max.13 sec.)	13 sec. (min.10 - max.15 sec.)
Cycle time with shutter at the outlet	13 sec. (min.10,5 - max.14,5 sec.)	14 sec. (min.11,5 - max.15,5 sec.)	15,5 sec. (min.12,5 - max.17 sec.)
Upgrades			
Machine networking via IC Net			

a) Other transport height on request

b) Optional for 4 magazine, magazine width 320 mm

c) Other formats on request

d) Optional + 35 mm; others on request

www.asys-group.com

ASYS GROUP

ASYS Automatisierungssysteme GmbH
Benzstrasse 10,
89160 Dornstadt, Germany
Tel (+49) 7348 9855 0
Fax (+49) 7348 9855 91
info@asys.de

For more information visit
www.asys-group.com

Subject to change without notice.
Some general descriptions and performance characteristics may not be applicable to all products. Technical specifications are subject to change without notice. Only features and technical data provided in purchasing contract are legally binding.

Printed in Germany